

## Multiple Load Handler Questionnaire



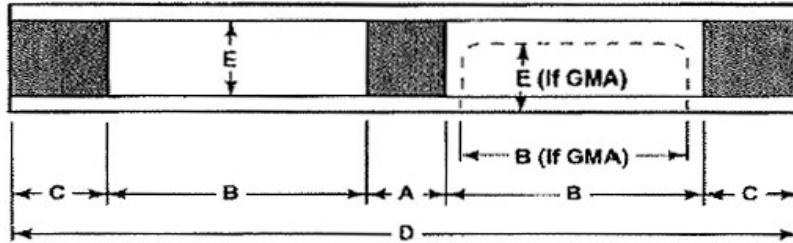
### Multiple Load Handler

#### REQUESTOR INFORMATION :

Name: \_\_\_\_\_ Tel No: \_\_\_\_\_  
 Company Name: \_\_\_\_\_ Fax No: \_\_\_\_\_

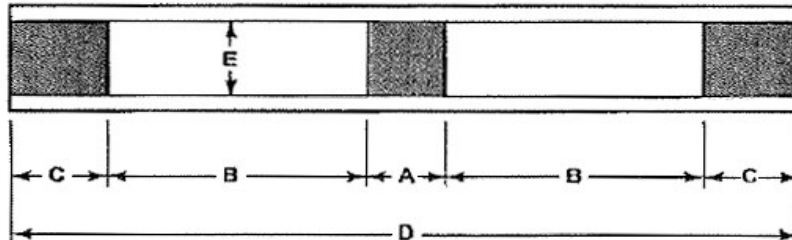
Lift Truck Mounting class       Class II       Class III

Truck Carriage Width \_\_\_\_\_



Side 1  
Dimensions

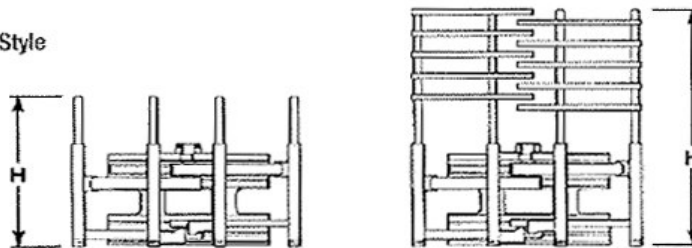
A \_\_\_\_\_ B \_\_\_\_\_ C \_\_\_\_\_ D \_\_\_\_\_ E \_\_\_\_\_



Side 2  
Dimensions

A \_\_\_\_\_ B \_\_\_\_\_ C \_\_\_\_\_ D \_\_\_\_\_ E \_\_\_\_\_

Check Backrest Style



Load Backrest Height: H \_\_\_\_\_ Load Weight \_\_\_\_\_ Load Height \_\_\_\_\_

Notes: \_\_\_\_\_

Use multiple sheets if more than one style pallet is handled

---

**Multiple Load Handler Questionnaire**

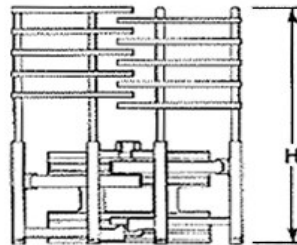
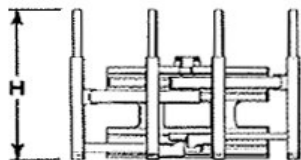
---

Please sketch your pallet

---

---

Check Backrest Style



Load Backrest Height: **H** \_\_\_\_\_ Load Weight \_\_\_\_\_ Load Height \_\_\_\_\_

Notes: \_\_\_\_\_

**Use multiple sheets if more than one style pallet is handled**

---