

Cascade offers two options for handle switches.

APPLICATIONS

Cascade offers two handle switches for operator control. Use the switch design best suited for the truck handle configuration.

WHEN TO USE THE KNOB

- For trucks featuring cowl-mounted handles spread sufficiently for the knob.

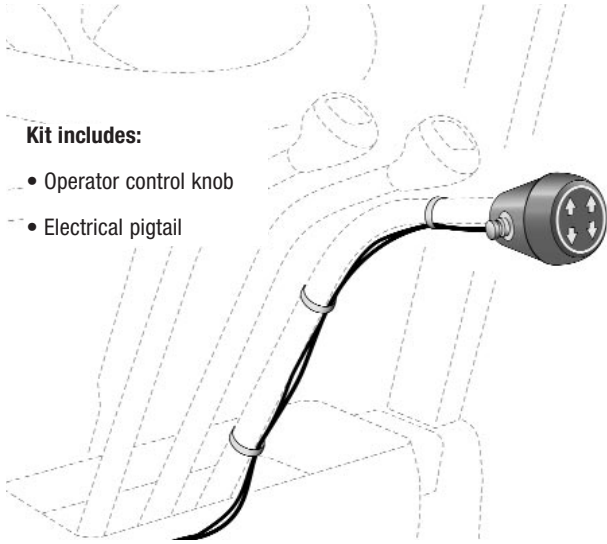
WHEN TO USE THE SWITCH

- For trucks featuring closely nested control handles with no room for a knob
- When the knob is not easily adapted to the handle configuration

*Choose the
correct control
accessory for
your lift truck.*

Kit includes:

- Operator control knob
- Electrical pigtail

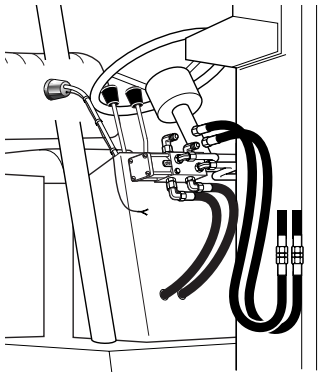


Control Knob Kit For Solenoid Adaption

In conjunction with the solenoid adaption, provides for controlling two or three function attachments with one auxiliary valve.

Attachment	Catalog Order No.
Any two function Cascade attachment	673130 ①
Any three function Cascade attachment	673132 ①

- ① These control knobs contain blank function labels in the handle. For control knobs with pre-printed function labels, Consult Cascade.
- ② Button type is “normally open”.



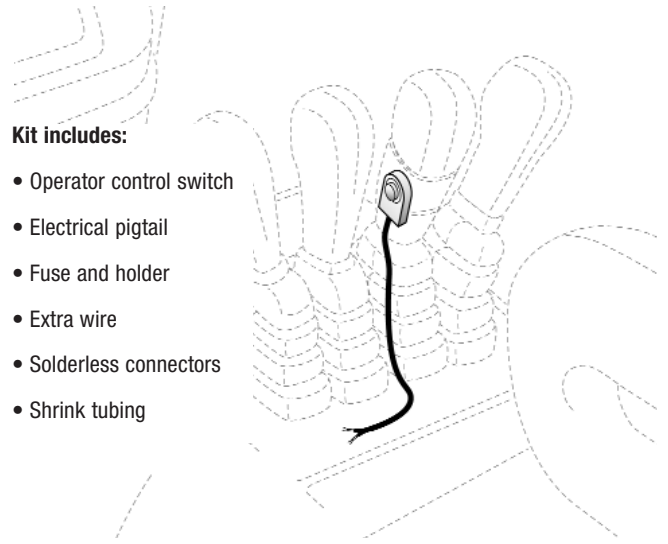
Truck Mounted Solenoid Adaption Group (Knob)

Permits the use of a single function auxiliary valve to control multiple function attachments. Mounts on truck cowl. Includes solenoid valve, control knob with push button, wiring and fittings. **IMPORTANT:** Solenoid voltage must match truck voltage.

Truck Voltage	(Knob) Catalog Order No.
12V	206849
24V	206850
36V	206851
48V	206852

Kit includes:

- Operator control switch
- Electrical pigtail
- Fuse and holder
- Extra wire
- Solderless connectors
- Shrink tubing

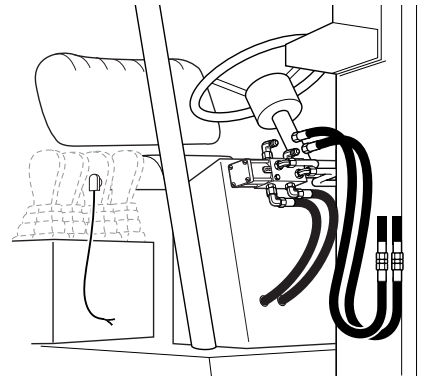


Low Profile Switch Kit For Solenoid Adaption

In conjunction with the solenoid adaption, provides for controlling two or three function attachments with one auxiliary valve.

Attachment	Catalog Order No.
Any two function Cascade attachment	6014880
Any three function Cascade attachment	6014882

- ② Switch type is “normally open”.



Truck Mounted Solenoid Adaption Group (Switch)

Permits the use of a single function auxiliary valve to control multiple function attachments. Mounts on truck cowl. Includes solenoid valve, control switch with push button, wiring and fittings. **IMPORTANT:** Solenoid voltage must match truck voltage.

Truck Voltage	(Low Profile Switch) Catalog Order No.
12V	6014883
24V	6014885
36V	6014886
48V	6014887